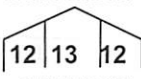


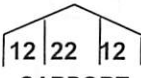
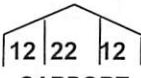


# BARN: YOUR CHOICE - HEAVY DUTY ROUND CORNER OR A-FRAME STYLE

2 1/2 U.S. GRADE PIPE WITH SNOW TRUSS, GABLE COVERS ON CENTER BAY AND WELDED IN CORNER BRACES ON EVERY LEG

CARPORT BARN ARE PRICED ROOF TOP ONLY INSTALLED ON YOUR LEVEL SITE  
 BARN ARE PRICED WITH ROOF TOP, EAVE TRIM, SIDES TO GROUND & FOUR 12 FT. WIDE LEAN-TO END WALLS

BARN WIDTH	W X L	6   8   6		8   10   8		10   12   10		6   10   6		8   12   8		INSULATE	VERTICAL	
		LEG HEIGHTS		LEG HEIGHTS		LEG HEIGHTS		LEG HEIGHTS		LEG HEIGHTS		ROOF	ROOF	
 CARPORT BARN	37 X 21	\$2,530	\$2,825	\$2,925	\$2,705	\$2,900	\$660	\$700						
		\$4,305	\$5,125	\$5,700	\$4,480	\$5,200								
	37 X 26	\$2,980	\$3,235	\$3,475	\$3,210	\$3,445	\$818	\$800						
		\$4,830	\$5,630	\$6,370	\$5,260	\$5,840								
	37 X 31	\$3,880	\$4,225	\$4,525	\$4,185	\$4,480	\$975	\$900						
		\$5,805	\$6,715	\$7,570	\$6,110	\$6,970								
 CARPORT BARN	40 X 21	\$2,580	\$2,875	\$2,975	\$2,755	\$2,950	\$714	\$700						
		\$4,355	\$5,175	\$5,750	\$4,530	\$5,250								
	40 X 26	\$3,100	\$3,335	\$3,575	\$3,310	\$3,545	\$884	\$800						
		\$4,950	\$5,730	\$6,470	\$5,360	\$5,940								
	40 X 31	\$4,030	\$4,325	\$4,625	\$4,285	\$4,580	\$1,054	\$900						
		\$5,955	\$6,815	\$7,640	\$6,210	\$7,070								
 CARPORT BARN	44 X 21	\$2,880	\$3,075	\$3,275	\$3,055	\$3,250	\$785	\$700						
		\$4,655	\$5,375	\$6,050	\$4,830	\$5,550								
	44 X 26	\$3,400	\$3,635	\$3,875	\$3,610	\$3,845	\$973	\$800						
		\$5,250	\$6,030	\$6,770	\$5,460	\$6,240								
	44 X 31	\$4,330	\$4,625	\$4,925	\$4,585	\$4,860	\$1,160	\$900						
		\$6,255	\$7,115	\$7,940	\$6,510	\$7,370								
 CARPORT BARN	46 X 21	\$3,080	\$3,275	\$3,475	\$3,255	\$3,450	\$822	\$700						
		\$4,855	\$5,575	\$6,250	\$5,030	\$5,750								
	46 X 26	\$3,700	\$3,935	\$4,175	\$3,910	\$4,145	\$1,017	\$800						
		\$5,550	\$6,330	\$7,070	\$5,760	\$6,540								
	46 X 31	\$4,630	\$4,925	\$5,225	\$4,885	\$5,180	\$1,213	\$900						
		\$6,555	\$7,415	\$8,240	\$6,810	\$7,670								
 CARPORT BARN	46 X 36	\$5,350	\$5,685	\$6,025	\$5,640	\$5,975	\$1,408	\$1,000						
		\$7,350	\$8,270	\$9,160	\$7,640	\$8,560								
	46 X 41	\$6,180	\$6,575	\$6,975	\$6,530	\$6,925	\$1,604	\$1,200						
		\$8,255	\$9,255	\$10,230	\$9,105	\$9,605								

FRAME IS 1 FOOT SHORTER THAN ROOF LENGTH		20 LONG	25 LONG	30 LONG	35 LONG	40 LONG	ADD 10% TO BUILDING BASE PRICE TO UPGRADE TO HEAVY RECTANGLE 2X3 PIPE
EXTRA 3' WIDE SHEET ea.		\$75	\$90	\$105	\$120	\$150	
J TRIM FOR SIDE SHEETS		\$40	\$50	\$60	\$70	\$80	
BOX EAVE TRIM FOR A-FRAME		\$200	\$240	\$300	\$360	\$420	
CLOSE BOTH SIDES TO GROUND FOR ONE SIDE DIVIDE BY	TALL	20 LONG	25 LONG	30 LONG	35 LONG	40 LONG	
	6	\$295	\$370	\$445	\$520	\$595	
	8	\$420	\$515	\$610	\$705	\$800	
10	\$495	\$615	\$735	\$855	\$975		
CENTER BUILDING END WALL EACH	TALL	13 WIDE	16 WIDE	20 WIDE	22 WIDE		
	8	\$470	\$555	\$640	\$725		
	10	\$570	\$675	\$780	\$885		
12	\$720	\$855	\$990	\$1,125			
LEAN-TO 12 FT WIDE END WALL	6 TALL	8 TALL	10 TALL				
	\$370	\$470	\$570				
LEAN - TO GABLES \$125							
MOBILE HOME ANCHORS \$25							
CABLE ANCHORS \$15 ea.							



(SHOWN WITH X- LARGE GABLE)